

4eBin™

Next generation in bulk merchandising



siffron®
always on

800.422.2547 • www.siffron.com



Ecological

SIMPLICITY

PATENT PENDING

4eBin™

Treat shoppers to a transparent experience



The next generation in bulk merchandising



Ecological

A more “eco-friendly” way of shopping. Less resources are used in both transport and packaging.



Economical

Lets shoppers buy their desired quantity, and favorite mix.



Ergonomic

A delight to handle for shoppers and store personnel alike.



Easy-Clean

Our revolutionary design allows for cleaning the bins without removing them from the shelf.

Easy-clean design



Just dry-wipe to clean inside of the bin body.

What makes 4eBins™ so effective?

Product Design Features

Why Bulk Bins are so effective:

- Product visibility stimulates impulse purchases
- First in / First out product guaranteed
- Ergonomic and anti-microbial pull handle provides a consumer friendly interaction
- Easy to install using a cross-bar system or your existing shelving
- Easy cleaning thanks to innovative design

Easy to install and maintain!

Up to **30%** Time Saving

4eBin™ - Design Features

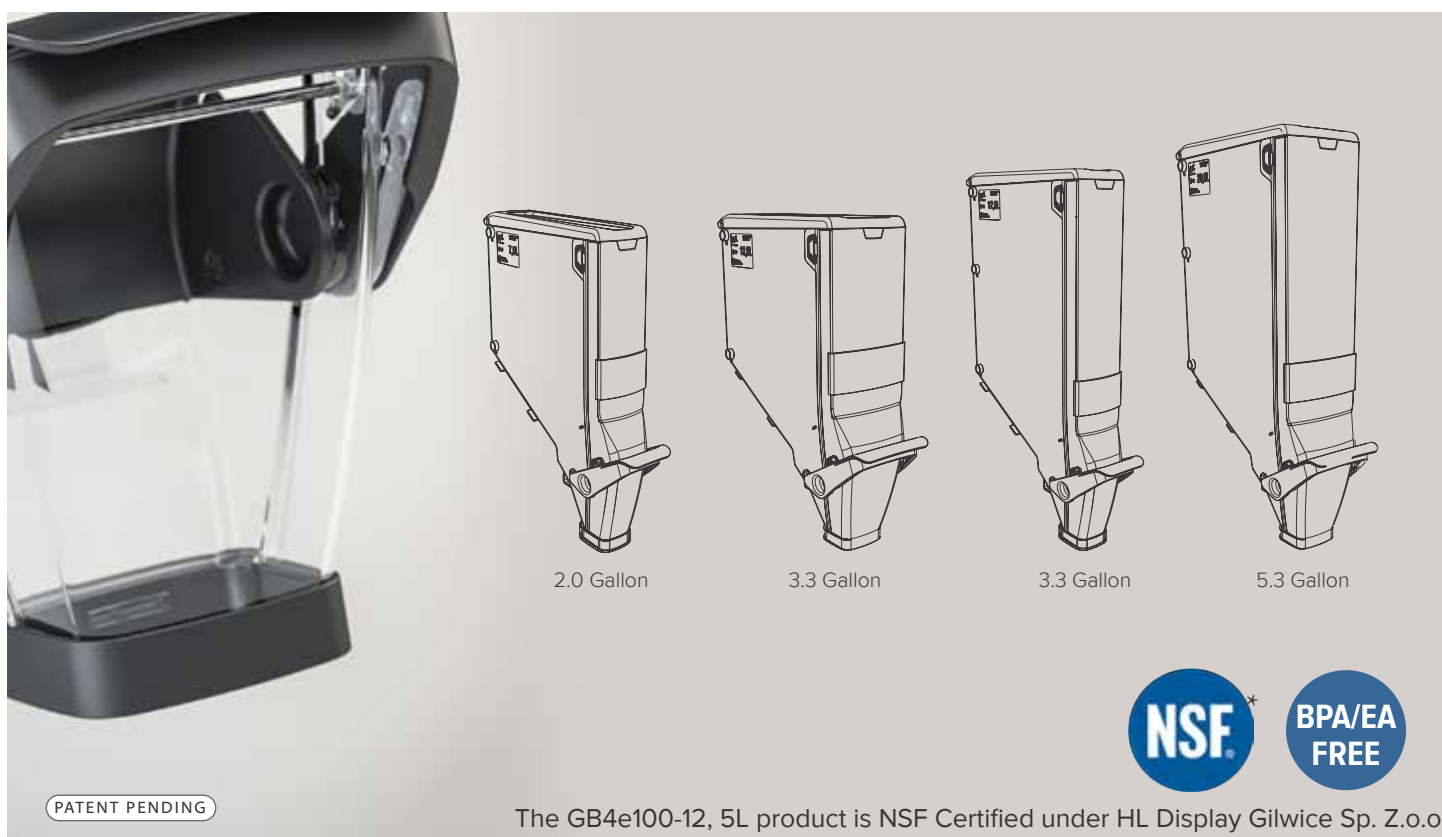


Features	Benefits
Bin fully assembled	Easier mounting and dismounting
Ergonomic front cover	Easier to remove for cleaning
False front*	Bins always look full and displays the content
Dust proof lid	Designed to avoid dust / dirt traps.

Features	Benefits
Smooth design of the nozzle (2)	More compact design
Ergonomic pull handle (3)	Provides a consumer friendly dispensing action.
Easy refilling (4)	Removable lid with open / close function.
Stock level (5)	Remaining stock can be read from side of bin.

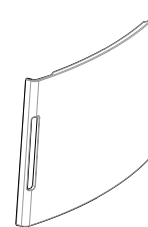
*Optional feature to have a full face display even at low stock levels

Component Overview



4eBins™ - What is it and how does it work?

- Available in 2, 3.3 and 5.3 gallons
- Hygienic closed system - consumers can see, but not touch the product unless buying.
- All models available with or without false front depending on customer needs.
- Standard flow control and ergonomic handle for optimal shopping experience and reduce shrink. (First in / First out principle)
- A 5.3 gallon bin can sustain 44lbs of merchandise.
- Transparent body; top lid, handle and sleeves are black as standard. Custom color options available upon request.
- US and European food contact certification (all bins are BPA/EA-free).



Label holder 4"x6"

4"x4" - 4638447609

4"x6" - 9800005537

Part #	False Front	Sleeve	Capacity	Dimensions
4630940105	Yes	Yes	2 Gal (7.5 L)	3.9" W x 20.7" H x 14.6" D
4639171747	Yes	Yes	3.3 Gal (12.5 L)	3.9" W x 26.6" H x 14.6" D
4632968055	Yes	Yes	3.3 Gal (12.5 L)	5.9" W x 20.7" H x 14.6" D
4639138967	Yes	Yes	5.3 Gal (20 L)	5.9" W x 26.6" H x 14.6" D

Advantages

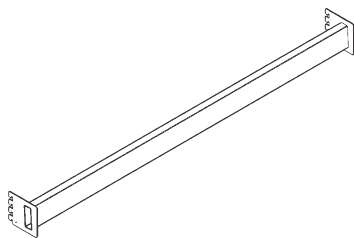
A bulk offering is an effective use of store space and creates differentiation. Introducing bulk bins as an easy way of enlarging or adapting your product offering to meet the needs of your local market demands.

Create destinations within your store where shoppers can engage fully with pick & mix of nuts, candies or cereals. Not only do bulk bins encourage greater interaction, they also give consumers more freedom to purchase the exact combination and quantity of the product they want.



Install - Crossbar with Holder

- Remove shelves and install the crossbars at the desired height.
- Place the metal holder on the crossbar in the desired position.
- Hang the gravity bins onto the metal holder.



Crossbar


4639743773



Mounting
Bracket

4" - 4638447601

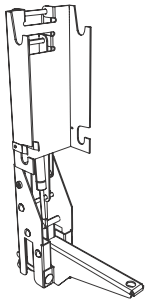
6" - 4638467221



Installation on the crossbars is the preferred option when whole sections of bins are to be installed.

Install - Crossbar with Swing Down Arm

- Place the swing down arm on the crossbar in the desired position.
- Hang the gravity bins onto the metal holder.
- As a final step, fix the screws that lock the holder onto the crossbar.
- Easiest mounting method to check stock levels.



Swing Down Arm
for Gravity Bin

4" - 4638467221

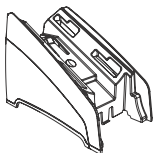
6" - 4639619233



Installing swing down arms is the preferred option for upper levels.

Install - Shelf with Mounting Foot


- Secure rail onto the shelf at the right depth (put one foot at each shelf end to help).
- Mount the bin to its foot.
- Angle bin slightly when inserting it into the rail. Push it into the desired position.
- Foot in combination with the rail locks the bin in place.



Mounting Foot

4" - 4638487064

6" - 4633036790



Bin Back Rail

4638680850



This is the most economical alternative, ideal when only a few bins are installed into existing fixtures.

Swing Down Arm Advantages


Time saving when assembling the front cover and the handle

- Innovative design of the handle with integrated shutter.
- Flow control level can be decided when doing the front assembly. Shutter stop pin has 3 possible positions.
- Rubber springs for attachment of handle with front are designed to be installed in the outer part of the front (1 to 5) with no discoloration and easy to change.



Shelf with Mounting Foot Advantages

- Distinctive new design of the bin body.
- The only bin on the market designed and produced in one part.
- Easy to mount.
- Easy to clean.
- Quick release of seal for easy cleaning.



False Front Advantages

- If a full face display of product is required, even at low stock level, a false front can be installed. (1 to 4)
- To empty stock in false front window, open the door at the bottom of the false front.
- Keeps display visible and eye-catching



The false front can be installed without removing the bin from the shelf.



Final Assembly

- Fix the bottom hole in the nozzle of the front cover onto the bottom hook of the body (1)
- Snap the two connectors on the bin front onto the bin body. You should hear a click when they are securely fastened (2)
- Put the lid on the top of the gravity bin (3)
- Optional: fix the sleeve around the base of the nozzle (4).



Re-merchandising

First in / First out

- The angled floor of our gravity bins promotes automatic stock rotation to ensure product freshness and quality.
- Re-merchandising is done through the top lid which can be fully removed or just opened.
- Re-merchandising for gravity bins is greatly facilitated by the use of swing down arms.
- Another option for re-merchandising is to remove the bin from the racking and use the refilling trolley.



Using swing down arms facilitates re-merchandising for gravity bins - especially on high fixtures which are harder to reach.



Flow Control

Determine the flow of merchandise

- The opening of the shutter can be set in three different positions.
- Adjust the flow by moving the shutter stop pin to the desired position.



Bulk Merchandising Catch Tray

The Bulk Merchandise Catch Tray traps spilled product and keeps store floors clean and clear of debris. Catch Tray features drain holes for easy cleaning that can be done in seconds. Easy to install and quick to disassemble for easy shipping and storage. Perfect for catching spilled debris from 4eBin Gravity Bins.

SKU 4639210048



Cleaning

Maintain freshness and attractive presentation

- Our gravity bins are completely sealed and dust proof.
- With the easy cleaning option you do not need to remove the bin from the shelf - leave the bin body installed and take out the front.
- We recommend you clean your bins regularly.



The recommended frequency of cleaning will depend on the stock rotation speed and on the type of merchandise displayed. For instance, fatty or oily products require more frequent cleaning.

4eBin™ is the only bin on the market with easy cleaning



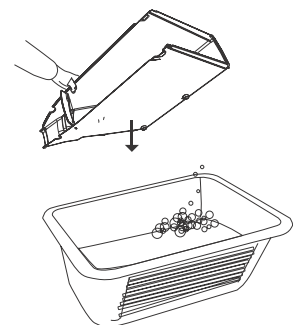
Easy-clean

Remove the front of the bin and open the top lid. Wipe down the internal parts carefully and you're ready to go. No need to remove or uninstall the bin from the shelf. Easily cleans in just a couple of minutes.



Total cleaning

For more thorough cleaning - place all components (except for the shutter stop pin) in the dish washer and wash on normal program (maximum 50° C / 122° F).





8181 Darrow Road
Twinsburg, OH 44087

4eBin™

Ecological

A more "eco-friendly" way of shopping. Less resources are used in both transport and packaging.

Economical

Lets shoppers buy their desired quantity, and favorite mix.

Ergonomic

A delight to handle for shoppers and store personnel alike.

Easy-Clean

Our revolutionary design allows for cleaning the bins without removing them from the shelf.

Ordering is easy!

Phone **800.422.2547**
Fax **800.422.2502**
Web **www.siffron.com**

call toll free in North America
fax us your purchase order
buy and find resources online

siffron®
always on