

Scoop Bins

Next generation in bulk merchandising



siffron™
always on

800.747.4665 • www.southernimperial.com

Scoop Bins

Treat shoppers to a transparent experience

Use bins to attract and engage



Easy to use

Scoop Bins - The next generation in bulk merchandising

Improve customer interaction and differentiate from competitors by adding bulk Scoop Bins into your retail environment. Bulk Scoop Bins, provide customers the opportunity to pick and mix various products at their discretion.

Using included product scoops attached to each bin, customers can fill up as much or as little product as they require. This reduces packaging waste and ensures the displayed product is consumed without waste.

Scoop Bins grab customer attention, are easy to use, and improve overall gross margins versus similar pre-packaged products.

- Individual scoops appeal to allergic and hygiene-aware shoppers.
- Available with catch tray for easy removal of crumbs and sugar.
- Available with shutter to avoid accidental overflowing.
- Transparent body - scoop and top lid black as standard. Other colors available on request for improved segmentation.

Why Scoop Bins are so effective:

- Allows customers to pick and choose merchandise
- Portion control - less waste
- Easy to use
- First in / first out - guarantees freshness
- BPA / EA Free
- NSF Compliant Material

Easy to
install
and
maintain!

BPA/EA
FREE

Flow Control with Shutter

Certain merchandise flows too easily on the angled floor of the bin. When free-flowing merchandise is displayed using Scoop Bins, shutters will slow down the flow and avoid accidental overflowing.

Note: Small merchandise with smooth surfaces will move freely.

Category

Merchandise

Confectionery

Chocolate Candies



Pasta, Rice & Grains

Rice



Cracked Wheat



Bulgur



Beans



Nuts & Seeds

Pepitas

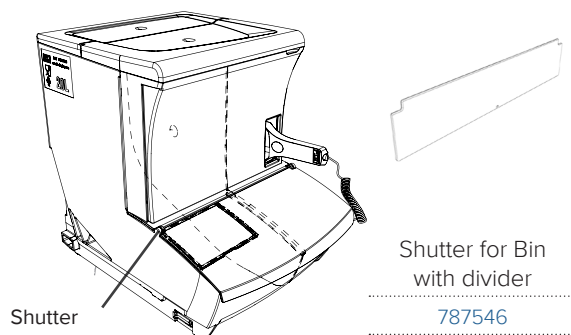
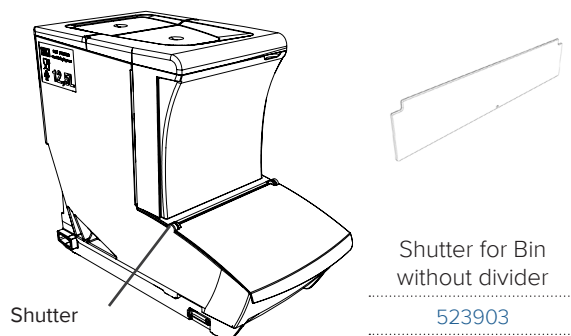


Chia Seeds



Cereals & Muesli

Corn Flakes



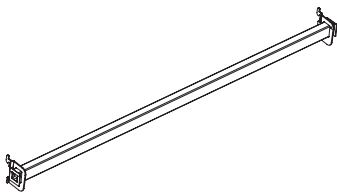


Part #	Discription	Dimensions	Capacity
786731	Scoop Bin	12" W x 13.6" H x 14.8" D	5.28 G (20 L)
786717	Scoop Bin with Divider	12" W x 13.6" H x 14.8" D	2.64 G (10 L)
706105	Scoop Tongs	2.75" W x 1.25" H x 8 " L	N/A

! For long or otherwise cumbersome merchandise, we recommend you replace the scoop with a tong. Tongs sold separately.

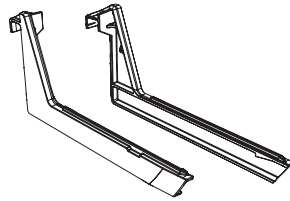
Mounting on Crossbar

- Install the crossbar and place brackets in the desired position.
- Tilt and slide the scoop bin onto the brackets.
- Scoop Bin pulls out on brackets for easy stocking.



Crossbar

RNB-48-2.5-1820



Mounting Brackets

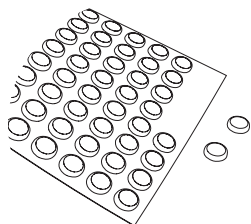
707418



Installation on the crossbars is the preferred option when whole section of bins are to be installed.

Mounting on Shelves

- Install four bumpers per bin - one per corner of the bin bottom.
- Place the bin on the shelf.



Cylindrical Bumper

RBMP-C01-5K



This is the more economical option, ideal when only a few bins are installed into existing fixtures.

Re-merchandising

First in / First out

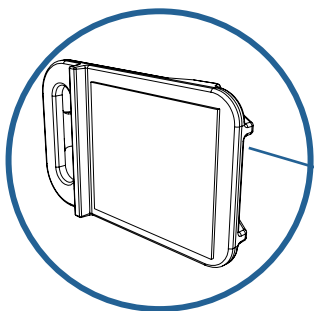
- The angled floor of our scoop bins promotes automatic stock rotation to ensures product freshness and quality.
- Re-merchandising is done through the top lid which can be fully removed or just opened.
- The scoop bin can be pulled out for easy refill without having to remove the bin from the fixture. If mounted on crossbar.



In-Store Communication

Create differentiation with a customized shop-in-shop display

- For scoop bins, you can use both the consumer lid label holder or the front to display product and/or price information.
- For maximized footprint in your bulk section, engage in category organization, branding, special offers or promotions.
- Our scoop bins can be equipped with a perpendicular holder to support shelf talker or aisle sign to communicate to customers.



Label Holder

704795

Label Size

4.1" W x 2.9" H



Cleaning

Maintain freshness and attractive presentation

- Our scoop bins are sealed and have hinged, dust-proof covers to protect merchandise from external contact.
- We recommend you clean your bins regularly.



The recommended frequency of cleaning will depend on the stock rotation speed and on the type of merchandise displayed. For instance, fatty or oily products require more frequent cleaning.



Scoop Bins are easy to clean and maintain



Easy-clean

Cleaning steps:

1. Remove scoop bin lid and pull-out tray
2. Rinse or wipe down parts thoroughly
3. Dry with clean hand towel
4. Reattach lid and pull-out tray



Total cleaning

For more thorough cleaning - place all components in the dish washer and wash on normal program (maximum 50°)





8181 Darrow Road
Twinsburg, OH 44087

Scoop Bins

Next generation in bulk merchandising

Ordering is easy!

Phone **800.747.4665**
Fax **815.877.7454**
Web **www.southernimperial.com**

call toll free in North America
fax us your purchase order
buy and find resources online



**SOUTHERN
IMPERIAL**
a siffron™ company